



**Suburbs
New Lynn
CRICKET CLUB**

48th ANNUAL REPORT 2019/2020 SEASON



TABLE OF CONTENTS

PAGE	PART ONE	2019-20 SEASON REVIEW
3	Chair's Report	
6	Season Highlights	
9	Office Holders	
10	Representative Honours	
11	Sponsors and Community Partners	
	PART TWO	AWARDS AND PRIZEGIVINGS
12	ACA Special Awards	
12	SNLCC Cricketer of the Year Awards	
13	Senior Club Awards	
15	Junior Club Awards	
	PART THREE	SEASON STATISTICS AND REPORTS
15	Premier Grade	
18	Premier Reserve Grade	
20	Premier Women Reserve Grade	
22	Third Grade	
25	Player Leader Boards	
	PART FOUR	CLUB HISTORY & STATISTICS
30	Introduction	
31	Career Records – batting, bowling, wicket keeping, fielding	
37	Record Season Aggregates	
38	All Time Record Performance	
49	New Zealand and Auckland Representatives	
	PART FIVE	FINANCIAL STATEMENTS
40	Treasurer's Report	
44	Financial Statements and Auditors Report	



PART ONE

2019-20 SEASON REVIEW

Chairperson's Report

It is my great pleasure to provide the Chairperson's Report for the 2019-20 season.

I guess the summer of 2019-20 will always be remembered as the season that ended early due to Covid-19. Looking back now at March it all happened so quickly and it was with a sense of great disappointment that we had to cancel all our end of year prizegivings, miss out on the last two weekends of cricket and lock up the Indoor Training Centre for all of April. Now we can only hope that everything has settled down enough to allow us to enjoy a full season in 2020-21 and that all our members are healthy and safe.

However, it was still another great year for Suburbs. The club is going from strength to strength in all regards, so it is nice to pause and record some of the key activities from the summer of 2019-20.

Membership

For the second year in a row we experienced considerable growth in our membership with playing numbers rising in both seniors and juniors. It is actually quite hard to capture exact playing numbers as there are now so many casual players in the One Day teams and a junior member will sometimes play in as many as three different competitions. Our official playing membership is now 844 players spread across 73 teams. Add in over 200 non-playing members (social members, coaches, managers, administrators, old boys) and we now boast a total membership of over 1000.

The Senior section of the club fielded 29 teams this season

- 8 Men's Two-Day teams
- 9 Men's One Day teams
- 6 T20 Men's teams
- 1 Women's Premier Reserve side
- 5 One Day teams from Auckland Indian Sports which were affiliated to the club

The Junior section of the club fielded 47 junior teams

- Midgets – 74 registrations
- 8 Year 3 & 4 Action Cricket teams (7 boys and 1 girls)
- 6 Under 10 teams
- 6 Under 11 teams (5 boys and 1 girls)
- 8 Under 12 teams
- 6 Under 13 teams (5 boys and 1 girls)
- 4 Under 14 teams
- 4 Under 16 teams (3 boys and 1 girls)
- 3 Under 17 teams
- 1 Under 19 team
- 1 Under 23 team

Playing Success

As a club our main focus is on participation and giving as many cricketers in West Auckland as possible a great experience. But of course, the playing successes that come along the way are also important and Suburbs has always prided itself on developing young talent and providing a pathway through to higher representative honours.

This season eight teams won their grade in Auckland Cricket competitions. Congratulations to

Premiers	Limited Overs Champions
3rd Grade CMQ	2 Day and Overall Champions
4th Grade Phantoms	Limited Overs Champions
5th Grade Lions	Limited Overs Champions
Under 17 Club of Origin	T20 Competition
Under 14 Sean Solia	Pre- Xmas Champions
Under 13 Jeet Raval	Overall Champions
Under 12 Michael Bates	Overall Champions

The various winners of individual honours are recorded elsewhere in this report and we extend our congratulations to all of them on having such a successful season.

Coaching and Player Development

Suburbs has always placed great importance on coaching and player development. This season we expanded Jonny Bassett-Graham's role to that of Premier and Youth Coaching Director and in this role he was ably supported by Trevor Payle (3rd & 4th grades and Midgets), Sahil Mehta (Juniors) and Kit Perera (Youth Development Squad) as our staff coaches. We also employed another five casual coaches over the season and they all did a great job.

With the growth in junior cricket the volunteer parent coaches and managers are increasingly important. We supported these coaches with two practical training sessions this season, combined with access to the NZ Cricket online coaching qualifications.

While we have made some good progress in this area there is still much to be done and this will be a key focus area over the next few years.

Community Engagement

As a club we want to be the focal point for our local community. We made some good progress in this regard this season with better engagement with local primary and secondary schools - we had engagement with more than 15 schools over the last year.

This was done in a number of ways. In primary schools we conducted pre-season awareness sessions using club coach Sahil Mehta and then during the season we also held special Auckland Cricket 'Bat First' promotional sessions in primary schools. For secondary schools we ran special youth coaching clinics for both girls and boys during the winter and then provided targeted coaching and advice to several secondary schools over the summer.

We have a fantastic facility in our Indoor School and the plan is to use this more over the coming seasons to connect with the local business community. Sponsorship is becoming more and more important as the club grows and we were fortunate again to be supported by a small group of dedicated sponsors and funders – please see the dedicated SNLCC Partner page for details. We would encourage you to support our sponsors whenever possible.

Administration

The off-field management of the club was once again ably handled by the Executive Committee, the Junior Committee and Club Manager Joanne Thornber. It is no small task running a club of our size and we are delighted to report that in addition to the membership growth and playing success outlined above, the club also returned a healthy financial surplus for the second year in a row. We now have a small reserve fund which will no doubt be required to get us through a challenging season ahead as the economic impact of Covid-19 is felt by the club.

There were some significant changes to the Executive Committee during the season. In December Andrew Eade stood down as Chairman (though staying on the committee) to focus on a new role as Chair of the Trustees for the Ken Maunder Park Community Trust (KMPCT) which runs the clubrooms and the Indoor School. Kate Hillier-Cook has taken over as Chair for Suburbs and is also a trustee for the KMPCT.

Enjoy the winter and we look forward to seeing everyone again next summer.

Kate Hillier-Cook & Andrew Eade Chairpersons



Suburbs members gathering at Boxing Day test in Melbourne

Season Highlights

Third Grade Promotion

Come down to the club on any Tuesday and Thursday and you will see our 3rd & 4th grade Two Day Senior squad training hard under the expert guidance of Trevor Payle. This is definitely one of the standout differences at Suburbs – quality coaching offered to the next tier of young cricketers below our Premier Squad. The culture and spirit that Trevor engenders across this squad is quite incredible, but in previous seasons both teams have struggled to get the results they wanted. Not this season though as the Third Grade had a great summer and won their overall championship to win promotion into Premier Cricket next season. That means we now have three teams playing Premier cricket which has to be great for all our talented young cricketers as they come out of the junior grades. Well done Richie, Logan and Trevor – a great season and well deserved success.

GRADE CRICKET				
MEN'S SENIOR 3rd GRADE CHAMPIONSHIP				
		1 Day	2 Day	Overall
1st	Suburbs New Lynn	5	16	21
2nd	Ellerslie	7	14	21
3rd	Grafton	8	10	18
4th	Papatoetoe	3	12	15
5th	Parnell	6	8	14
6th	Howick Pakuranga	4	6	10
7th	Birkenhead	2	4	5
8th	Eden Roskill	1	2	3

Junior Growth

Last season we celebrated the launch our Friday night midgets and our first girl's teams for some time. Well that just set the scene for this year as with growth in all junior grades we experienced over 20% growth in membership numbers and fielded an incredible 47 junior teams. Friday night midgets was again a great success and we now have a pathway from U11 right through to Premier Reserves for the girls. Our juniors are our future so hopefully we can continue building on this success over the next few years.

This was only possible due to some great work by our Junior Committee and Club Manager Joanne Thornber. The Junior Committee was chaired for the first time by Brendon Muir and had several new faces. They were supported by a fantastic network of parent coaches and managers. And we also welcomed on board GLOVERS as our new junior club sponsor. The team from GLOVERS was incredibly supportive and we were delighted to award the first ever GLOVERS AWARD for Junior Team of the Year to the U16 Jeet Raval team.



A decade of dominance

It is always great when your flagship team wins some silverware. So when the Premiers battled back from a seemingly impossible position to in both the semi-final and then the final to win the Jeff Crowe Cup this season it was of course a great source for celebration.

But it also capped an absolutely amazing decade of continuing dominance by Suburbs. Did you realise that between 1985 and 2008 Suburbs did not win any Premier cricket titles? Check out what has happened since

3 x Hedley Howarth Two Day Champions	2008-09; 2011-12; 2013-14
3 x Jeff Crowe One Day Champions	2013-14; 2015-16; 2019-20
5 x Cricket Express T20 Champions	2009-10; 2010-11; 2011-12; 2014-15; 2016-17

That is 11 major Premier titles in just over a decade – the most by any other club in the same period is six by Takapuna. Also incredibly in that same period we have produced 8 Black Caps and a further 6 Auckland Aces.



Behind the scenes administration

For the second year in a row the club had a great year behind the scenes. The executive and junior committees, ably supported by Club Manager Joanne Thornber, all did a good job managing the club through a period of significant growth in playing numbers.

The club also had a vibrant social scene with two very entertaining quiz nights. At the first we uncovered a new MC in Kevin Gattu who brought his own style (and dress sense) to the role, while after Xmas our usual host Woodsy returned and displayed his considerable musical skills in tandem with Richard Murray.

We also managed the finances effectively with the 100 Club and Quiz Night Auctions both helping keep the club finances buoyant.

To finish the year with a healthy financial surplus for the second year in a row is a great achievement and has allowed us to build a small financial reserve. This is especially important due to the upcoming challenges posed by Covid-19.



From the Results Vault

One of the hidden treasures at Suburbs is the fact that we have historical career data for everyone who has played for the club. Over the last year club historian Andrew Eade has updated this historical data from our old Annual Reports and added over 100 players to our Club Career Honours Boards (see later in this report for the full boards). And in doing so we have discovered a whole range of interesting statistics and facts. Here are five of the best

1. Premier captain Michael Barry is fast closing on the 10,000 run mark. With over 1000 runs this season he now sits at 8897 and has club legends Peter Guptill (11,901) and Graeme Crooks (12,401) within his sights.
2. What about the Devereaux dynasty? Veteran campaigner Bill only took 2 wickets for the Past Players T20 team this year, but he still sits 7th on the career Bowling Honours Board with 418 wickets. Chasing him hard are sons Luke (208) and Sam (145). Though they will need to get past their uncle Mark (295) first.
3. In batting what is more important – aggregate or average? The Honours Board is compiled by aggregate, but if you sorted it on average who do you think would be the club's top performer? Not many would know Zorran Mendonza from the 3A Desi Boyzz team but he has the incredible stats of 2015 runs at an average of 84.6. That is Bradmanesque!
4. Who is Suburbs greatest ever all-rounder? There have been many great players in many different grades but only four have scored over 3000 runs and taken over 300 wickets - Mark Posa (6663 runs and 405 wickets); Lyall Lainchbury (4372 runs and 419 wickets); Chris Fawkner (3621 runs and 495 wickets) and James Nolen (4102 runs and 353 wickets). Who is your pick?
5. And another hidden treasure is tucked away in the bowling records. Will anyone ever challenge Donners incredible 736 wickets at an average of 14.6. Probably not, but if you look at averages rather than numbers of wickets guess who is top? Tyler Balogh from the 5th Grade Spartans with 356 wickets at an incredible average of 11.3. And not far behind the young emerging talent of Sam Cook.

NAME	OVERS	MAIDENS	RUNS	WICKETS	AVE
Tyler Balogh	1885	306	4053	356	11.38
Brian Tuthill	748	134	2513	205	12.26
Paul Renwick	1539	306	5200	422	12.32
Ian McLisky	809	10	2820	225	12.53
Mayur Chauhan	605	111	1831	145	12.63
Jon Bridge	486	26	1998	157	12.73
Nathan Bell	839	222	2084	162	12.86
Graham Norman	457	93	1465	113	12.96
Hedley Howarth	1094	216	3355	254	13.21
Sam Cook	1251	94	2126	159	13.37
Chanel Vito	439	73	1431	106	13.50

HONORARY OFFICERS

PATRON	J. REID		
PRESIDENT	C.LEE		
DEPUTY PRESIDENT	C.FAWKNER		
VICE PRESIDENTS	M. OXLEY	G. ROSS	K.BARRY
	J.BELL	D.LYALL	S.WARREN
	K.PENK	K.GEANEY	G.CROOKS
	M.SIMMONS	J.LAMBARTH	D.BRAID
	G.RUDOLPH	S.GILLESPIE	C.WILLIAMS
	B.MATHERS	S.GUPTILL	J.VUJNOVICH
	D.ECKFORD	R.YOUNG	
AUDITOR	R.HICK		

LIFE MEMBERS

PRE-AMALGAMATION S. DAVISON

POST AMALGAMATION	1975	C. ADAMS	1987	A. PANTHER
	1987	R. SOUTHGATE	1990	I. DONNELLY
	1990	L. LAINCHBURY	1992	B. HOWARD
	1992	Mrs B. HOWARD	2000	J. WORRALL
	2006	D. SIMMONS	2011	R. HICK
	2012	A. EADE	2018	A. COOK

ROLL OF HONOUR	E. BENTON	J. BINDON	V. BROOKER
	S. DELL	R. DUNNE	R. GIBSON
	A JONES	W. HEARD	K. KEALEY
	R KEALY	M. LEWIS	E. MARINOVICH
	B. NORMAN	E. PARSONS	W. PUTT
	A. RICHARDS	B SORENSON	Mrs B. STOCKWELL
	E. THOMPSON	C.WRIGHT	P.GUPTILL
	R. WILLIAMS		

EXECUTIVE COMMITTEE

CHAIRMAN, ACA DELEGATE	ANDREW EADE / KATE HILLIER-COOK
SECRETARY/CLUB MANAGER	JOANNE THORNER
TREASURER	CHRIS WOOD
MEMBERS	RUSSELL HEWAGE MICHAEL BARRY
	JAMES NOLEN JONNY BASSET-GRAHAM
	CHRIS WOOD RICHIE McPHERSON
	LOGAN McDOUGALL

KEN MAUNDER PARK DEVELOPMENT	ROSS HICK / ANDREW EADE
	BOB SOUTHGATE / KATE HILLIER-COOK

JUNIOR COMMITTEE

CHAIRMAN	BRENDON MUIR
CLUB MANAGER / SECRETARY	JOANNE THORNER
GRADE CONVENORS	
MIDGETS	MALCOLM GREENSTREET
YEAR 3 & 4	JOANNE THORNER
UNDER 10	STEVEN PICKETT
UNDER 11	MARK HOOPER
UNDER 12	BRENDON MUIR
UNDER 13	PAUL ROWE
UNDER14	ROHIT MULKI
YOUTH GRADES	CHANDRA PATIL

CLUB OFFICIALS

CLUB MANAGER	JOANNE THORNER
YOUTH DEVELOPMENT COACHES	JONNY BASSETT-GRAHAM & KIT PERERA
PREMIER SQUAD COACH	JONNY BASSETT-GRAHAM
SENIOR TWO DAY GRADE COACH	TREVOR PAYLE
JUNIOR & SCHOOLS COACHING	SAHIL MEHTA
	TREVOR PAYLE
PREMIER GRADE SCORER	IAN DONNELLY/BILL DEVEREAUX / NICOLE BASSETT

BAR MANAGER	DAVE SIMMONS
--------------------	--------------

REPRESENTATIVE HONOURS

NEW ZEALAND BLACK CAPS	MARTIN GUPTILL
	JEET RAVAL
	KYLE JAMIESON
AUCKLAND ACES	FINN BARRY
	SEAN SOLIA
	MARTIN GUPTILL
	JEET RAVAL
	KYLE JAMIESON
	BEN LISTER



Black Cap Martin Guptill giving some encouragement to our new girls section

SNLCC Partners

The club members and Executive Committee would like to thank the following sponsors and charitable trusts for all their support during the 2019/20 season



PART TWO

AWARDS & PRIZEGIVINGS

Special Auckland Cricket Awards

ACA Award	INTERNATIONAL CRICKETER OF THE YEAR	KYLE JAMIESON
ACA Award	BEST FIRST YEAR PREMIER PLAYER	TRISTAN PAYLE

SNLCC Cricketer of the Year Awards

MARK ELLIOTT MEMORIAL CUP	SENIOR AWARD	MICHAEL BARRY
MAX LEWIS MEMORIAL CUP	YOUTH AWARD	KEVIN GATTU
JIM FAWKNER MEMORIAL CUP	JUNIOR AWARD	DHRUV PATEL
CHAIRMAN'S CUP	SENIOR TEAM AWARD	THIRD GRADE
GLOVERS AWARD	JUNIOR TEAM AWARD	U16 JEET RAVAL

Senior Club Trophies

SKELLON SHIELD	MOST WICKETS (40)	DANE WATSON JUGDEEP SINGH
ALF LEWIS CUP	MOST RUNS (1084)	MICHAEL BARRY
BRAD WADSWORTH MEMORIAL	MOST KEEPING DISMISSALS (39)	TRISTAN PAYLE
BELSHAM CUP	CLUB SPIRIT	BRENDON MUIR
CHRIS DORNAN MEMORIAL CUP	IDEAL SUPPORTER	BILL DEVEREAUX
UNDERWOOD CUP	IDEAL NON-PLAYING MEMBER	CHRISTINE SLATER
CAHILL SHIELD	IDEAL MEMBER	CHRIS WOOD
CRAIG GIBBONS MEMORIAL	BEST PERFORMANCE	LIAM ROBERTSON
PRESIDENTS CUP	OUTSTANDING SERVICE	MICHAEL BARRY
HAIRY GOAT	CLASSIC COCK UP	KEVIN GATTU
HOLE IN THE BAT	PREMIER COCK UP	NOT AWARDED

COLIN ADAMS CUP

GRADE PLAYER OF THE YEAR

JUGDEEP SINGH

JOHN WATSON MEMORIAL CUP

ONE DAY PLAYER OF THE YEAR

KARAN SINGH

SNLCC 20/20 CUP

T20 PLAYER OF THE YEAR

KIRIT MAKWANA

SENIOR TEAM AWARDS

Team

Premiers (John Reid Cup)
Premier Reserve (Johnston Cup)
3rd grade CMQ (Bill David Cup)
4th grade Phantoms (Bob Southgate Cup)
5th grade CMQ (Geo Smith Cup)
5th grade Spartans (Bruce Norman Cup)
5th grade Lions (Herb Taylor Cup)
7th grade BCB (Stan Dell mem Cup)

Player of the Year

Michael Barry
Sam Cook
Lee Clough
Jugdeep Singh
No award
Liam Robertson
Sumudu Maturata
Shayne Quadros

Most Ideal Team Member

Tristan Payle
Cameron Spick
Anand Mitha
Amanpreet Malhi
No award
David Bade
Shashika Fernando
Nipoon Patel

One Day 1A TCs
One Day 1B Tigers
One Day 2A Falcons
One Day 2A Greenview Stars
One Day 2B Mobile Gladiators
One Day 3A Desi Boys
One Day 4A Knight Warriors
One Day 4B Super Novas
One Day 4B SNLCC Squad

No award
No award
Bikramjit Singh
No award
No award
Karan Singh
No award
Upinder Singh
Arif Jaffari

No award
No award
Rahul Ravindra
No award
No award
Atish Bhardwaj
No award
Daniel D'Cruz
Robert Hulse

T20 Brown Caps
T20 All Greens
T20 Sons of Pitches
T20 Auckland Boys
T20 Past Players
T20 Blackriders

Antony Harris
Syed Jamshed Hasan
Hamish Rowe
No award
Kirit Makwana
No award

Enrique Miguel
Sohail Younus
Josh Trotter
No award
Craig Williams
No award

WOMENS TEAM AWARDS

YR 3 & 4 GIRLS
U11 GIRLS
U13 GIRLS
U16 GIRLS
PREMIER RESERVE LADIES

Nethupooja Dewage
Maiah Rama
Marleone Shalkwyk
Hetanshi Chauhan
Laila Jeeru

Divya Chhima
Mela Shallard
Aisha Atif
Arshita Bhardwaj
Anika Tauwhare



Friday night midgets
with Trevor Payle was again
a great success

Junior Team Awards

TEAM	MOST VALUABLE	MOST IMPROVED
YR 3 Guptill	Shaan Patel	Chester Allison
YR 3 Raval	Winston Aldred	Timothy Hydes
YR 3 Solia	Nate Russell	Mahir Dixit
YR 4 Barry	Shrey Patel	Arya Dixit
YR 4 Guptill	Jay Topiwalla	Shazaib Khan
YR 4 Solia	Oscar Lines	Kobe Cannell
U10 Barry	Luke Russell	Felix Criado
U10 Solia	Nemi Shah	Ayden Dass
U10 Raval	Ishaan Chokshi	Arav Doshi
U10 Guptill	Louis Walter	Nimai Jani
U10 Patel	Aryan Patel	Harshal Joshi
U10 Young	Aniq Hamza	Sharvesh Viswanathan
U11 Solia	Charlie Timmins	Rohan Mittal
U11 Raval	Sam Miratana	Aston Walmsley
U11 Bates	Het Patel	Deacon Roberts
U11 Young	Matthew Moore	Maurya Patel
U11 Barry	Ben Anderson	Saint Joseph
U12 LO Neesham	Krishna Patel	Fletcher Muir
U12 Bates	Omar Ali Ibrahim	Ryan Ghosh
U12 Solia	Corbyn Kenworthy	Mustafa Fahim
U12 Guptill	Rudy Winlove	Vyom Barot
U12 Raval	Dhyan Patel	Shamanth Venkatesh
U12 Patel	Shubh Pathak	Vatsal Dave
U12 Barry	Ryan Cunningham	Daniel Hoskin
U13 COO LO40 Sean Solia	Noah Mead	Kaia Tauwhare
U13 T20 Sean Solia	Jaskaran Sandhu	Fletcher Muir
U13 COO T20 Sean Solia	Aaqib Sharif	Fletcher Muir
U13 LO30 Jeet Raval	Jaskaran Sandhu	Harsh Patel
U13 Sat T20 Ajaz Patel	Finlay Race	Aaditya Nagonkar
U13 Sat T20 Guptill	Christian Shalkwyk	Luka McGee
U13 COO LO40 Reece Young	Yann Rowe	Omar Yehia
U13 Midweek T20 Guptill	Parin Shah	Aaditya Nagaonkar
U13 Midweek T20 Jeet Raval	Aaqib Sharif	Vedansh Patel
U15 COO Michael Barry	Malay Patel	Jack Adlam
U14 T20 Jimmy Neesham	Shubham Bokil	Ranveer Singh
U14 T20 Guptill	Mannov Bali	Harman Reen
U14 T20 Sean Solia	Sam Patchett	Ryan Smardon
U16 Barry	Dhruv Patel	Malay Patel
U16 Solia	Oscar Reinsfield	Maanav Chezza
U16 Raval	Jonah Jukkula	Vedant bhoir
U16 Summer Holiday Guptill	Hamish Neilson	Felix Daji
U15 LO COO Jimmy Neesham	Dhruv Patel	Harman Reen
U17 COO Patel	Jonah Jakkula	Jai Chopra
U17 COO Raval	Oscar Reinsfield	Ben Stuart
U19	Hanzallah Khoroti	Abdulla Safi
U23	Oscar Reinsfield	Hamid Patel

PART THREE

SENIOR STATISTICS & REPORTS

Premier Team Report

The 2019/20 season began with numerous changes to our premier squad personal. On the one hand we were very fortunate to pick up the likes of Tristan Payle, Finn Allen, Ben Lister and Kyle Jamieson which was a huge boost to the playing group. But we also sadly lost the services of Victor Davies and James Parlsow, two lads that have been instrumental in the success of the club over the recent seasons and are a big reason why our culture is so strong today. I would like to take this chance to thank James and Victor for everything that they have done for the club and I'm sure it won't be the last time we see them in Suburbs colours.

We started the season off with the One-Day Competition and we got a very big wakeup call when we were beaten first game by North Shore. We learnt plenty from that first game and following that we strung a couple of wins together. One of the big highlights was Finns 134* against Takapuna to get us across the line. As we built nicely into the competition, we continued to win enough to get ourselves into the Preliminary Semi Final against Grafton. This is where everything would click into gear and we would go on this incredible run that would eventually see us crowned One Day Champions for the 3rd time.

The Grafton match saw the return to form for Raj Majithia with an amazing 132 runs which allowed us to post 300 plus and effectively bat them out of the game. This was a testament to all the hard work Raj had put in over the season and showed his class that he was able to deliver when needed in a crucial match. Next up was Cornwall in the Semi Final and it is fair to say what happened in this match stands as one of the best fightbacks I've ever being a part of. Having made a modest 189, Cornwall were cruising at 118-0. Upon taking our first wicket we went on a run take 10 wickets for 43 runs to win by 23. This was spear headed by Carl Brunger who took 5 for 30 off his 10 overs.

We were back to the big dance once again against Parnell. We bowled first and restricted them to 214 and throughout our batting innings we always seemed to be in control of the chase, every time we were close to wrapping the game up we would lose a wicket and found ourselves 8 down still requiring 26 runs. Cometh the hour cometh the "Watkins". Dane stepped up with a match winning 19 including one of the cleanest sixes I've seen, dispatching the opening bowler back over his head into the car park (A shot he would re-enact numerous more times throughout the night of celebrations). This was one of the better feeling finals wins because we had to take the long road and the effort everyone put in was amazing.

The Two-Day Competition was a mixed bag of results. We started the comp well with a big win against Takapuna highlighted by Mitch Murrays 111 and Dane Watson taking a hatrick. Following that, there were a couple of tough loses. The one highlight was Dane hitting his first premier ton, 101 against University. We continued to struggle throughout the competition and at one point found ourselves coming last and in chance of relegation. But we turned it around in the last two games with hard fought wins to see us finish middle of the pack.

The 20/20 competition is one we have always done well in and again this year we managed to make it to the semi-final against Parnell. Unfortunately, we couldn't get across the line that day. A few notable mentions from that competition was our "overseas pro" Max Harris taking 5 for 22 against Hibiscus Coast and Finn Allen's 98 off 48 Balls against East Coast Bays.

I would like to thank everyone involved in the squad for all their hard work and dedication that you put in to the season. A special thanks to Tristan Payle who in his first season back with us not only stood up and had a fantastic year on the field but also took on a lot of responsibility to help run trainings when needed. A big thanks to Jonny for once again making this a very enjoyable season and making sure that everything ran smoothly.

Finally, we are always blessed to have a great bunch of supporters and volunteers who are always willing to help. VJ and Chalky thank you once again for everything you do in giving us one of the best wickets to play on and all your work around the club. To Donners, we are so fortunate to have you score for us and can't wait to see you back in chair next season. Also, a big thank you to Bill Devereaux and Nicole Bassett who stepped up to help score throughout the season.

Hope everyone has a great winter and let's bring home some more titles next season.

Michael Barry

Premier Captain

Batting

Player	Inn	NO	HS	Runs	Ave	Catches	Stumpings	100's
Michael Barry	26	3	127	1084	47.1	17		2
Finn Allen	14	3	165	902	82.0	8		4
Raj Majithia	23	3	132	791	39.6	7		2
Tristan Payle	26	6	110*	748	37.4	35	4	1
Jonathon Bassett-Graham	18	0	82	436	24.2	6		0
Mitchell Murray	20	2	111	343	19.1	12		1
Dane Watson	17	6	101*	242	22.0	5		1
Ankit Dindod	7	0	51	147	21.0	5		0
Max Harris	8	0	44	144	18.0	0		0
Sineth Gunawardane	10	2	65*	140	17.5	5		0
George Hanham	6	1	36	96	19.2	2		0
Jeet Raval	3	0	78	92	30.7	4		0
Sam Devereaux	13	8	22*	88	17.6	6		0
Martin Guptill	2	0	69	72	36.0	5		0
Carl Brungar	10	5	10*	46	9.2	3		0
Anas Patel	6	0	12	42	7.0	1		0
Luke Devereaux	4	1	14	35	11.7	1		0
Kevin Gattu	4	1	29	35	11.7	5		0
Sean Solia	3	1	26	30	15.0	2		0
Eli Meenhorst	4	1	3	4	1.3	4		0
Tej Patel	1	0	1	1	1.0	1		0
Sam Cook	1	0	1	1	1.0	0		0
Ben Lister	1	1	0*	0	0.0	0		0

Bowling

Player	Overs	Maidens	Runs	Wickets	Ave
Dane Watson	246	35	966	40	24.2
Sam Devereaux	171	21	883	27	32.7
Mitchell Murray	149	13	628	27	23.3
Carl Brungar	143	13	719	19	37.8
Max Harris	79	4	345	16	21.6
Finn Allen	55	3	209	14	14.9
Anas Patel	86	4	480	14	34.3
Michael Barry	102	11	459	13	35.3
Eli Meenhorst	43	2	213	7	30.4
Ben Lister	35	4	148	7	21.1
Luke Devereaux	28	2	143	4	35.8
Sean Solia	16	0	88	4	22.0
Ankit Dindod	32	6	122	3	40.7
Martin Gupthill	2	0	16	2	8.0
Sineth Gunawardane	19	0	106	2	53.0
Raj Majithia	1	0	6	1	6.0
Jeet Raval	14	2	49	1	49.0
Sam Cook	16	0	69	0	0.0



Premier Reserves Team Report

After last season's success winning both the one-day and two-day championships we entered the 2019/20 season with a target on our back as defending champions. The introduction of the Premier Reserve Men's T20 competition was another piece of silverware we were realistically targeting.

Heading into pre-season there was an underlying aura of positivity accompanied by several promising young talents within the Premier squad. Coach Jonny trained the squad hard and the boys were looking fit for the season ahead. After a weather interrupted game against Takapuna we managed to dust off the whites for our annual pre-season match against Cornwall. Although the result didn't go our way, it was beneficial to get some time out in the middle for both the new and experienced players.

The Reserve grade has always been difficult to compete in for several reasons, this season was no different. A roller-coaster series of events saw the team finish mid table in both the one-day and two-day competitions. Our highlight of the season, reaching the semi-final in the T20 competition against North Shore, in hindsight, a game we should've won.

This season coincided with some outstanding individual performances. Sam Cook was one who stood out with the ball in hand, taking 34 wickets for the season at an average of 14.76. He was constantly relied upon to open our innings and apply early pressure toward the opposition opening batsman, often getting the early wicket. Kevin Gattu scored a truckload of early season runs to help propel Suburbs into the top half of the table with a personal best of 92 against Kumeu. Most impressively, Kevin amassed a strike rate of 117 throughout the season. Consecutive match winning performances by Ankit Dindod with both bat and ball saw him become a key player within the team. All three players aforementioned deservedly making their Premier Team debuts this season, congratulations lads. Leading from the front as per usual, stalwart of the club James Nolen picked up a match winning 10 wickets against East Coast Bays in the last game of the season. A testament to his long-standing role at the club, well deserved.

Reflecting upon the season something that we've usually had in abundance and relied upon heavily in the Premier Reserves, is experience. Due to several players either retiring or taking a more relaxed role in their cricketing career, experience is something we lacked as a squad this season. However, this provided ample opportunity for some of our young exciting talent to gain a taste for the standard of Reserves Cricket. In particular, Cameron Spick for his reliable contribution week-in, week-out and accordingly being rewarded with the ideal team member award. The introduction of new talent will be beneficial in seasons to come as we continue to build a strong squad depth at the club.

Finally, just a personal thank you to the players for buying into the B.T.M. culture, especially Luke Devereaux who stepped up as captain in my absence. Thank you to the club for supporting us throughout the season (although we would appreciate more games on the number 1 block, especially from a batsman's perspective...). Thank you to Chalky who relentlessly mans the bar post training and games, along with the covers – a job that often goes without praise. Finally, thank you Coach Jonny for what has been a successful season.

George Hanham
Premier Reserves Captain

Batting

Player	Inn	NO	HS	Runs	Ave	Catches	Stumpings
Kevin Gattu	17	0	92	368	21.6	6	
Luke Devereaux	17	2	72	351	23.4	5	
Tejas Patel	9	1	73	273	34.1	2	
Cameron Spick	20	4	40	258	16.1	22	6
Ankit Dindod	13	1	76	225	18.8	5	
George Hanham	14	0	44	220	15.7	4	
Sineth Gunawardane	9	0	74	195	21.7	3	
Lithira Fonseka	12	2	33	136	13.6	2	
Mark van Tilburg	7	0	24	104	14.9	3	
Sean Playle	8	0	27	101	12.6	2	
Gurpreet Rai	11	0	37	92	8.4	1	
Rajdeepsinh Dabhi	5	2	39*	78	26.0	1	
James Nolen	12	4	15*	69	8.6	3	
Anas Patel	5	2	47*	65	21.7	1	
William Burrows	8	2	23	65	10.8	1	
Max Harris	7	2	25*	61	12.2	0	
Eli Meenhorst	5	3	18*	54	27.0	4	
Liam Smith	6	1	19*	41	8.2	0	
Jeremy Majoe	5	0	19	35	7.0	0	
Rushil Chanda	3	0	19	34	11.3	0	
Abdullah Bangi	3	0	15	38	12.7	2	
Sam Cook	10	2	11*	27	3.4	6	
Jay Patel	5	3	4*	6	3.0	1	
Logan McDougall	1	0	0	0	0.0	0	
Tanishq Tailor	1	0	0	0	0.0	0	

Bowling

Player	Overs	Maidens	Runs	Wickets	Ave
Sam Cook	134	16	502	34	14.8
James Nolen	88	10	272	28	9.7
Ankit Dindod	98	23	330	20	16.5
Luke Devereaux	124	33	363	18	20.2
Anas Patel	62	13	124	17	7.3
William Burrows	45	4	191	14	13.6
Max Harris	60	6	217	13	16.7
Sineth Gunawardane	32	0	149	8	18.6
Liam Smith	40	4	156	7	22.3
Jay Patel	29	5	127	6	21.2
Rajdeepsinh Dabhi	48	7	179	5	35.8
Aariz Patel	3	0	7	2	3.5
Eli Meenhorst	21	3	65	2	32.5
Kevin Gattu	8	0	49	1	49.0
Rushil Chanda	9	1	41	1	41.0
Abdullah Bangi	2	0	9	0	-

Premier Reserve Women Team Report

The newly formed Premier Reserve Women's team had a challenging but enjoyable 2019/2020 season. The T20 rounds were tough with our first win coming in round 4 against Kumeu Cricket Club. At the completion of the T20 rounds, we were placed in the T20 Minor competition where we won two games and lost three games very narrowly including a thriller against North Shore Cricket Club losing by 1 run and a very unlucky loss to Mangere Pukapuka Cricket Club in the last over of the match! Post Christmas, the girls wanted to have a go at playing 35 overs and finished in 3rd place with one game remaining. Due to the country hitting lockdown, the final match of the season did not go ahead. If this match had taken place, we may have ended the season in 1st or 2nd place on the points table!

Most of the team comprised of teenagers, our youngest player Anika Tauwhare (13 years old) was selected in the Auckland Under 15 Girls team! We were also fortunate to have 3 secondary school captains as part of the Reserves team - Laila Jeeru, Ritisha Pratap and Samia Jahangir captaining Mt Roskill Grammar, Avondale College and Lynfield College Girls 1st XI Cricket teams respectively.

Leading run scorer for the season, Kim Fulton remained cool, calm and collected as our opening batswoman in every game. Shahana Samadi took the most wickets this season including an impressive 5 wicket bag. Some of the highlights from this season included Laila Jeeru scoring two half-centuries as well as Shahana Samadi and Laila Jeeru taking a hat trick each!

Every player in the team improved throughout the season under the coaching of Trevor Payle and the team was extremely lucky to have Wasi Samadi as our Manager who went above and beyond his role! The Premier Reserves Women's team is a very young and talented team showing great potential in the seasons to come.

Swatna Lal – Captain



Batting

Player	Inn	NO	HS	Runs	Ave	Catches
Kim Fulton	12	2	40*	267	26.7	1
Laila Jeeru	13	2	54	246	22.4	1
Swatna Lal	11	1	23	101	10.1	2
Shahana Samadi	12	2	30	99	9.9	4
Ritisha Pratap	11	1	34	88	8.8	1
Pankti Trivedi	9	2	14	87	12.4	1
Samia Jahangir	9	2	20*	66	9.4	
Anika Tauwhare	6	2	14	22	5.5	1
Maanasi Nori	2	1	6	9	9.0	
Roshni Oberoi	2	0	7	7	3.5	
Hetanshi Chauhan	2	0	5	7	3.5	1
Divyanshi Chauhan	6	2	3	6	1.5	
Bridget Shaw	1	1	1*	1	-	
Asif Patel	1	0	1	1	1.0	

Bowling

Player	Overs	Maidens	Runs	Wickets	Average
Shahana Samadi	47.0	4	261	16	16.3
Divyanshi Chauhan	23.0	0	144	10	14.4
Laila Jeeru	41.3	1	251	10	25.1
Ritisha Pratap	31.3	0	186	5	37.2
Samia Jahangir	29.2	2	140	4	35.0
Kim Fulton	22.0	0	169	3	56.3
Hetanshi Chauhan	3.0	0	29	2	14.5
Sylvia Mcdougall	2.0	0	16	1	16.0
Roshni Oberoi	2.0	0	23	0	-
Poppy Whitfield	2.0	0	19	0	-
Bridget	1.0	0	9	0	-
Swatna Lal	9.5	0	84	0	-
Maanasi Nori	3.2	0	22	0	-
Anika Tauwhare	8.2	0	56	0	-

Third Grade Team Report

The Cook Morris Quinn Law 3rd Grade cricket team enjoyed a successful season winning the two day competition and finishing on top in the overall standings to be promoted to the Premier Reserve Minor competition.

Heading into our second season under head coach Trevor Payle, we had a strong leadership group, goals, culture and plans in place to turn out a young, yet talented squad in search of promotion. This planning and talent was on display from week one of the one day competition when we posted 302/6 against a recently relegated Eden Roskill side, before bowling them out for 114 to get off to the best start possible. This would prove to be one of our strongest performances of the season and be the basis of a four game unbeaten run to start the season. One of the highlights of this period was Rohan da Silva's 155* against Birkenhead. But, in the lead up to Christmas the side would face the most difficult time of the season falling to four narrow defeats.

Post-Christmas we had our biggest setback as we were bowled out for just 56 by Ellerslie. But this clearly served as a wake-up call for the boys as we knew our season hung in the balance. With a win in the final round of the one-day competition against Parnell securing fourth spot on the one-day table, we transferred back to our favoured two-day cricket where our bowlers continually stepped up. After we picked up outright points against Parnell, Jesse Gage and Haro Singh scored twin 80s before Lee Clough took 6-61 to secure a narrow first innings win against Eden Roskill. A rain affected first innings loss to Papatoetoe followed. With results continuing to go our way around us we went into the eventual last round, due to COVID-19, on top of the table.

In an essential final we put in a disappointing effort on day one against Grafton. Having already conceded first innings points the side knew we had to pull out all the stops to get a reverse outright on day two. And in the most thrilling of circumstances that is exactly what we achieved. On the back of an Anand Mitha quick fire 41 in the second innings, Grafton had the opportunity to chase 160 in the final 39 overs of the game. The game would end with Lee Clough taking a second 6 wicket bag for the season, including taking the last three wickets with a hatrick to ensure we remained top of the two day table with a 16 run win.

Our key performers throughout the season included Lee Clough taking 22 wickets, Richie McPherson taking 24 wickets, Haro Singh scoring 302 runs and William Burrows taking 15 wickets early in the season to deservedly spend the second half playing reserves. At the same time youngsters Jeremy Majoe, Liam Smith and Jay Patel all enjoyed an opportunity to develop their game at the reserve level.

Despite the many highs and lows involved, it was the sheer determination to stay in games and the team's culture which earned us promotion for the 2020/2021 season. A massive thank you needs to be extended to Auckland Cricket, Suburbs New Lynn Cricket Club, Trevor Payle, Khalid Baig and all other prominent figures who helped make this season a success. We look forward to the challenges of next season.

Logan McDougall
Captain

Batting

Player	Inn	NO	HS	Runs	Ave	Catches	Stumpings
Rohann da Silva	10	1	155*	340	37.8	4	
Haro Singh	9	0	83	302	33.6	1	
Anand Mitha	15	2	61	230	17.7	4	
Gurpreet Rai	8	0	30	120	15.0	5	
Logan McDougall	15	2	22*	109	8.4	16	1
William Burrows	7	1	25	93	15.5	1	
Jesse Gage	3	0	80	89	29.7	1	
Khalid Baig	3	0	50	89	29.7		
Rishy Jeyaram	1	0	83	83	83.0		
Lithira Fonseka	4	0	51	80	20.0		
Tanishq Tailor	7	0	33	80	11.4	1	
Vedansh Patel	1	0	71	71	71.0		
Abdullah Bangi	8	3	24*	69	13.8	1	
Richie Macpherson	9	2	20	55	7.9	4	
Jonah Jakkula	2	0	28	43	21.5		
Liam Smith	6	2	21	41	10.3	1	
Rushil Chavda	1	0	39	39	39.0		
Jeremy Majoe	3	0	22	37	12.3		
Rajdeepsinh Dabhi	2	1	20	35	35.0		
Kevin Gattu	1	0	31	31	31.0		
Bhavya Arora	5	1	21*	30	7.5		
Vatsal Gajjar	4	2	14	21	10.5	3	
Lee Clough	9	2	8	20	2.9		
Vishw Patel	1	0	18	18	18.0		
Harlan Blackwood	1	0	15	15	15.0	1	
Daniel O'Brien	2	0	10	10	5.0	2	
Karan Patel	2	1	6	10	10.0		
Ankit Dindod	1	0	7	7	7.0		
Mark van Tilburg	1	0	6	6	6.0		
Ravi Chandra	1	0	6	6	6.0		
Randi Randeniya	1	0	4	4	4.0		
Tushar Bhowmik	1	1	4*	4	0.0		
Vidusha Jayasinghe	1	0	2	2	2.0		
Jay Patel	5	2	1*	1	0.3	2	
Rohan Mittal	1	0	0	0	0.0		

Bowling

Player	Overs	Maidens	Runs	Wickets	Ave
Richie Macpherson	130	31	370	24	15.42
Lee Clough	72	14	229	22	10.41
Jay Patel	75	20	206	10	20.6
William Burrows	78	18	218	10	21.8
Abdullah Bangi	31	8	73	8	9.13
Liam Smith	38	4	212	8	26.5
Rajdeepsinh Dabhi	7	2	7	4	1.75
Rishy Jeyaram	5	0	29	3	9.67
Bhavya Arora	20	8	43	2	21.5
Karan Patel	13	2	55	2	27.5
Lithira Fonseka	6	0	12	2	6
Anand Mitha	4	0	12	1	12
Caoilinn Bhreatnach	6	0	24	1	24
Farrukh Dad	5	1	8	1	8
Tushar Bhowmik	3	0	13	1	13
Ankit Dindod	9	2	19	0	-
Harlan Blackwood	8	0	21	0	-
Khalid Baig	3	0	14	0	-
Liam Robertson	8	0	21	0	-
Rohann da Silva	1	0	14	0	-
Rushil Chavda	3	0	16	0	-
Tanishq Tailor	1	0	8	0	-
Vatsal Gajjar	14	1	77	0	-

Full Club Leader Boards 2019-20

While the club still tries to gather full team statistics from all grades each season, it is no longer possible to feature all these team statistics in the annual report as we now have over 70 teams and it is increasingly difficult to get statistics from most teams.

Instead each year in the Annual Report we are featuring the Leader Boards from all grades as compiled by CricHQ. This approach allows leading performers from Premier, Senior and Junior Cricket all to be displayed together which makes for some interesting reading.

These figures will only be as accurate and complete as the scorecards entered into CricHQ by each team over the season so we hope this encourages teams to enter their full scoreboard. Below we feature all batters who scored 200 or more runs and all bowlers who took 15 or more wickets across the season.

Batting Leader Board (Over 200 runs in 2019-20 season)

Player	Team	Inn	NO	100's	HS	Runs	Ave
Michael Barry	Paladin Premier Men	26	3	2	127	1084	47.1
Finn Allen	Paladin Premier Men	14	3	4	165	902	82.1
Raj Majithia	Paladin Premier Men	23	36	2	132	791	39.6
Tristan Payle	Paladin Premier Men	26	6	1	110*	748	37.4
Dhruv Patel	U16 T20 Michael Barry	20	9	1	100*	536	48.73
Jaskaran Sandhu	U13 LO COO Reece Young	23	5	0	53	529	29.39
Haro Singh	Senior 3rd Grade CMQ Law	14	1	0	83	515	39.62
Jonah Jakkula	U16 T20 Jeet Raval	15	5	0	61	504	50.4
Shebaz Patel	2B Greenview Stars	13	4	1	101*	496	55.11
Mannov Bali	U15 LO COO Michael Barry	19	7	0	89*	477	39.75
Krish Bhargavaram	U13 T20 Midweek Jeet Raval	21	7	0	61*	454	32.43
Oscar Reinsfield	U16 T20 Sean Solia	17	3	0	90	453	32.36
Karan Singh	3A Desi Boyzz	9	2	1	111*	450	64.29
Jonny Bassett-Graham	Paladin Premier Men	18	0	0	82	436	24.22
Krishna Patel	U12 LO30 Jimmy Neesham	21	7	0	58*	433	30.93
Hamish Nelson	U15 LO COO Michael Barry	23	10	0	54*	429	33
Kevin Gattu	Paladin Reserve Men	21	0	0	92	428	20.38
Aziz Kothiwala	2B Greenview Stars	13	1	1	102	409	34.08
Jugdeep Singh	Senior 4th Grade Phantoms	11	3	1	120	409	51.13
Adil Patel	2B Greenview Stars	13	1	0	91	404	33.67
Varshik Nathu	1A TC's	14	3	0	84	397	36.09
Sam Patchett	U16 T20 Sean Solia	22	7	0	45*	387	25.8
Amanpreet Malhi	Senior 4th Grade Phantoms	14	5	0	81	381	42.33
Ankit Dindod	Paladin Premier Men	21	1	0	76	379	18.95
Malay Patel	U16 T20 Michael Barry	13	4	0	88*	373	41.44
Fletcher Muir	U12 LO30 Jimmy Neesham	22	2	0	35	371	18.55
Banka Sekhon	2A "Falcons"	12	0	0	87	357	29.75
Bibin Palackal	2B NZ Mobile Gladiators	9	0	1	110	354	39.33

Amandeep Chandi	Senior 4th Grade Phantoms	15	1	1	106	350	25
Abdullah Safi	U16/19 MW Martin Guptill	17	2	0	70	348	23.2
Samir Lala	1A TC's	12	1	1	121*	342	31.09
Luke Devereaux	Paladin Premier Men	20	3	0	72	341	20.06
Harmanpreet Dhillon	Senior 4th Grade Phantoms	15	4	0	50*	340	30.91
Rohann da Silva	Senior 3rd Grade CMQ Law	10	1	1	155*	340	37.78
Sineth Gunawardane	Paladin Reserve Men	19	2	0	74	335	19.71
Bikramjit Singh	2A "Falcons"	16	1	0	95	334	22.27
Arian Patel	U16 T20 Michael Barry	20	5	0	33*	333	22.2
Kartik Lal	U16 T20 Sean Solia	18	2	0	42	331	20.69
Roshan Mehta	1A TC's	14	1	0	54	328	25.23
Mihir Patil	U16 T20 Jeet Raval	20	4	0	56*	319	19.94
George Hanham	Paladin Premier Men	20	1	0	44	316	16.63
Mitchell Murray	Paladin Premier Men	19	2	1	111	314	18.47
Kaia Tauwahare	U12 LO30 Jimmy Neesham	17	8	0	36*	306	34
Ali Omar Ibrahim	U12 T20 Michael Bates	12	5	0	49*	297	42.43
Jithin Mohan	2B NZ Mobile Gladiators	6	1	1	104*	294	58.8
Harlove Talwar	2A "Falcons"	13	0	0	50	290	22.31
Liam Ireland	U11 T20 Reece Young	13	9	0	41*	290	72.5
Liam Robertson	Senior 5th Grade Spartans	3	1	1	201	288	144
Aaqib Sharif	U13 T20 Midweek Jeet Raval	18	7	0	37*	287	26.09
Corbyn Kenworthy	U12 T20 Sean Solia	14	5	0	54*	287	31.89
Jeremy Majoe	Senior 3rd Grade CMQ Law	15	0	1	135	287	19.13
Sohail Noorzy	U12 T20 Michael Bates	8	4	0	46*	286	71.5
Sukhdeep Singh	2A "Falcons"	15	0	0	62	282	18.8
Hanzallah Khoroti	U16/19 MW Martin Guptill	17	1	0	53	281	17.56
Vedansh Patel	U13 T20 Midweek Jeet Raval	13	6	0	71	280	40
Ben Stuart	U16 T20 Sean Solia	11	3	0	46	279	34.88
Zakary Russell	U12 T20 Sean Solia	14	2	0	36	274	22.83
Dixant Chowdhary	4B Supernovas	8	0	0	67	272	34

Kim Fulton	Premier Reserve Women	12	2	0	40*	267	26.7
Ben Anderson	U11 T20 Michael Barry	12	7	0	32*	266	53.2
Goonj Mehta	U12 LO30 Jimmy Neesham	17	6	0	44*	264	24
Cameron Spick	Paladin Reserve Men	20	4	0	40	258	16.13
Charlie Timmins	U11 T20 Sean Solia	13	7	0	29	254	42.33
Himmat Singh	2A "Falcons"	12	0	0	51	254	21.17
Sohail Malik	2B Greenview Stars	13	5	0	60	247	30.88
Laila Jeeru	Premier Reserve Women	13	2	0	54	246	22.36
Manish Patel	1A TC's	10	0	0	57	237	23.7
Shayne Quadros	Senior 7th Grade BCB	5	0	1	130	233	46.6
Dane Watson	Paladin Premier Men	16	6	1	101*	232	23.2
Smeet Shah	U12 T20 Jeet Raval	12	4	0	33	232	29
Anand Mitha	Senior 3rd Grade CMQ Law	15	2	0	61	230	17.69
Faizan Patel	2B Greenview Stars	11	0	0	52	228	20.73
Aaditya Deshwal	U11 T20 Michael Barry	13	3	0	29	222	22.2
Aryan Patel	U10 T20 Ajaz Patel	11	5	0	55	222	37
Jack Adlam	U16 T20 Michael Barry	12	7	0	59	221	44.2
Asif Patel	2B Greenview Stars	16	1	0	34	220	14.67
Het Patel	U11 T20 Michael Bates	11	6	0	41*	220	44
Aaron Colaco	U12 T20 Ajaz Patel	12	3	0	34	219	24.33
Porter hooper	U11 T20 Reece Young	14	8	0	40*	218	36.33
Amit Wadhera	3A Desi Boyzz	9	0	0	71	217	24.11
Harman Reen	U16 T20 Michael Barry	13	4	0	59	217	24.11
Lithira Fonseka	Paladin Reserve Men	16	2	0	51	216	15.43
Sam Miratana	U11 T20 Jeet Raval	12	5	0	25*	216	30.86
Mohit Kandpal	U15 LO COO Michael Barry	14	5	0	41*	214	23.78
Liam Ng Shiu	U12 LO30 Jimmy Neesham	15	4	0	39*	211	19.18
Arnav Kumar	U12 T20 Michael Barry	20	9	0	21*	205	18.64
Neil Rodrigues	4A Knight Warriors	5	0	1	135	204	40.8
Rishy Jeyaram	U12 T20 Ajaz Patel	13	2	0	83	204	18.55
Saint Joseph	U11 T20 Michael Barry	12	6	0	29*	203	33.83
Shaurya Darji	U11 T20 Sean Solia	12	3	0	23	202	22.44
Tejas Patel	Paladin Premier Men	8	1	0	72	200	28.57

Bowling Leader Board (over 15 wickets in 2019-20 season)

Player	Team	Overs	Maidens	Runs	Wickets	Ave
Jugdeep Singh	Senior 4th Grade Phantoms	174	47	437	40	10.93
Dane Watson	Paladin Premier Men	246	35	966	40	24.21
Sam Cook	Paladin Premier Men	150	16	571	34	16.79
Lee Clough	Senior 3rd Grade CMQ Law	90	14	278	29	9.59
James Nolen	Paladin Reserve Men	88	10	272	28	9.71
Samuel Devereaux	Paladin Premier Men	171	21	883	27	32.7
Hamish Nelson	U15 LO COO Michael Barry	78	2	478	26	18.38
Mitchell Murray	Paladin Premier Men	139	12	580	26	22.31
Haamid Patel	Senior 5th Grade CMQ Law	44	2	215	25	8.6
Max Harris	Paladin Premier Men	130	10	527	25	21.08
Richie Macpherson	Senior 3rd Grade CMQ Law	130	31	370	24	15.42
Sohail Malik	2B Greenview Stars	85	0	490	24	20.42
William Burrows	Senior 3rd Grade CMQ Law	123	22	409	24	17.04
Ankit Dindod	Paladin Premier Men	139	31	471	23	20.48
Parminder Singh	Senior 4th Grade Phantoms	121	27	438	23	19.04
Aaqib Sharif	U13 T20 Midweek Jeet Raval	60	0	359	22	16.32
Amogh Khetan	U10 T20 Sean Solia	32	6	144	22	6.55
Junaid Pathan	2B Greenview Stars	92	5	447	22	20.32
Malay Patel	U16 T20 Michael Barry	58	1	346	22	15.73
Bikramjit Singh	2A "Falcons"	94	2	488	21	23.24
Luke Devereaux	Paladin Premier Men	149	35	497	21	23.67
Noah Mead	U12 LO30 Jimmy Neesham	70	3	410	21	19.52
Osmaan Ibrahim	U12 T20 Michael Bates	36	1	159	21	7.57
Shebaz Patel	2B Greenview Stars	92	3	352	21	16.76
Shubh Pathak	U12 T20 Ajaz Patel	33	0	201	21	9.57
Porter hooper	U11 T20 Reece Young	35	1	186	20	9.3
Shahana Samadi	U16 T20 Girls	63	5	354	20	17.7
Amanpreet Malhi	Senior 4th Grade Phantoms	91	14	279	19	14.68
Anas Patel	Paladin Reserve Men	78	4	361	19	19

Aryan Patel	U10 T20 Ajaz Patel	41	0	222	19	11.68
Carl Brungar	Paladin Premier Men	143	13	719	19	37.84
John Cope	U12 LO30 Jimmy Neesham	58	1	300	19	15.79
Divyanshi Chauhan	Premier Reserve Women	41	1	217	18	12.06
Goonj Mehta	U12 LO30 Jimmy Neesham	70	0	457	18	25.39
Morgan Hundermark	U12 T20 Sean Solia	44	1	259	18	14.39
Husain Telwala	U12 T20 Ajaz Patel	37	0	231	17	13.59
Jack Adlam	U16 T20 Michael Barry	63	3	439	17	25.82
Jonathan Guntuka	U13 LO30 Jeet Raval	40	1	292	17	17.18
Krish Bhargavaram	U13 T20 Midweek Jeet Raval	60	3	335	17	19.71
Liam Smith	Paladin Reserve Men	84	8	408	17	24
Mannov Bali	U15 LO COO Michael Barry	62	4	317	17	18.65
Nemi Shah	U10 T20 Sean Solia	41	1	246	17	14.47
Rahul Ravindra	2A "Falcons"	80	2	411	17	24.18
Farrukh Dad	Senior 5th Grade Cook, Morris, Quinn Law	56	5	209	16	13.06
Himmat Singh	2A "Falcons"	91	3	407	16	25.44
Jay Patel	Senior 3rd Grade CMQ Law	108	25	348	16	21.75
Prakash Bhandari	2A "Falcons"	55	1	334	16	20.88
Rajan Mehta	1A TC's	65	3	309	16	19.31
Benji Russell	U10 T20 Sean Solia	37	1	195	15	13
Charlie Harris	U11 T20 Jeet Raval	33	0	232	15	15.47
Charlie Timmins	U11 T20 Sean Solia	34	0	173	15	11.53
Dev Darji	U11 T20 Sean Solia	32	0	213	15	14.2
Dev Topiwala	U12 T20 Jeet Raval	24	2	123	15	8.2
Dhruv Patel	U16 T20 Michael Barry	82	2	449	15	29.93
Hrushu Desai	1A TC's	54	1	248	15	16.53
Mohammed Patel	U12 T20 Ajaz Patel	50	2	375	15	25
Samir Lala	1A TC's	36	0	149	15	9.93
Tyler Balogh	Senior 5th Grade Spartans	44	21	89	15	5.93
Vihaan Bala	U10 T20 Martin Guptill	30	3	153	15	10.2

PART 4

CLUB HISTORY & STATISTICS

Where it all began

Suburbs New Lynn Cricket Club is still relatively young having just finished our 48th season. We were formed in 1972 as a result of the amalgamation of the Suburbs and the Blockhouse Bay - New Lynn Clubs, both old clubs with proud traditions.

In the early years Suburbs New Lynn was based at the Rosebank Road (now Eastdale Reserve) ground. We moved to Ken Maunder Park in the mid-1970's and together with the Western Districts Hockey Club built the pavilion which has been our headquarters ever since. The pavilion was built through club labour, a shining testimony to the commitment of the early members.

For 30 years the cricket and hockey clubs shared Ken Maunder Park with the Lynn-Avon Football Club which had its own separate clubrooms. In the 1990s Western District Hockey moved its base away from Ken Maunder as all club hockey began to be played on artificial turf. Then in 2010 in a major joint venture between cricket, football and the council the football clubrooms were demolished and replaced with a magnificent indoor training centre to be used by both clubs and the community.

At the same time the cricket clubrooms became home to both clubs and an independent Ken Maunder Park Trust was created to manage both the indoor training centre and the clubrooms.

Playing Success

Through the 1970's and 1980's Suburbs New Lynn fielded strong sides producing many Auckland representatives from whom Hedley Howarth, Geoff Howarth, John Reid, Peter Webb and Stuart Gillespie went on to play for New Zealand.

The club's first 'golden age' took place in the 1980s. We won the Premier Two Day Championship in 1980-81 and then again in 1984-85. In that amazing season Suburbs won the Two Day and One Day Championships as well as the Grosvenor Cup for best fielding team. Suburbs also finished runners-up in the two day championship in 1987-88 and 1990-91.

The second 'golden age' arrived in the late 2000's. In the 2008-09 season for the first time in 25 years the club won the Hedley Howarth Trophy for the Premier Two-Day Championship. This was the beginning of an amazing run for the club's Premier side and was followed up with T20 titles in 2009-10, 2010-11, 2011-12, 2014-15, 2016-17. Further Two-Day Championships were added in 2011-12 and 2013-14 and the Jeff Crowe Cup for the Premier One-Day title was also won in the 2013-14, 2015-16 and again this season.

SNLCC was awarded the Club Championship for the leading Principal Club in Auckland in the 2011-12 season. This period also saw a number of New Zealand representatives emerge, including Martin Guptill, Reece Young, Daryl Tuffey, Michael Bates, Jimmy Neesham, Jeet Raval, Ajaz Patel and most recently Kyle Jamieson.

Statistical History

In the early 1980's work was started on a Club Statistical History. By going back through the Annual Reports a profile on every player to represent Suburbs New Lynn was formed. Each year this file is updated from the latest Annual Report (we are dependent on the quality of statistics lodged on CricHQ by team captains). Record partnerships and season aggregates are also recorded. Most cricketers are statistically minded and the "Achievements Clubs" have provided a lot of interest.

Over the last 12 months we have reviewed the Annual Reports over the last 20 years and discovered that a number of players have actually reached these landmarks but they had been overlooked in this Career Records section. In this Annual Report an additional 30 players have been added to the batting and 75 players to the bowling.

We have also lowered the career bowling qualification level to 100 wickets as history has shown this to be a fairer comparison to 2000 runs.

In the records below current players are shown in **red**.

CAREER RECORDS

Batting - Over 2000 runs

<i>NAME</i>	<i>INNS</i>	<i>N.O.</i>	<i>H.S.</i>	<i>AGG.</i>	<i>AVE</i>	<i>CENT</i>
Graeme Crooks	393	59	175*	12401	37.13	16
Peter Guptill	488	78	157	11901	29.03	8
Michael Barry	278	35	178	8897	36.61	12
Mark Posa	272	57	144	6663	30.99	8
Antony Nobbs	228	22	121	6426	31.19	7
Michael Simmons	213	37	191	6334	35.99	12
John Worrall	276	28	107	6223	25.09	5
Lloyd White	230	14	169	6143	28.44	9
Andrew Eade	302	42	121	6129	23.57	4
Reece Young	251	30	165*	6110	27.65	8
Clinton Ryder	317	41	105	5973	21.64	2
Jeet Raval	191	15	203*	5966	33.90	5
Jonny Bassett-Graham	276	38	150	5754	24.18	1
Bob Southgate	290	16	113	5718	20.87	3
Phil Tierney	199	14	140	5548	29.99	1
Bill David	265	22	98	5356	22.04	0
Ross Atkinson	181	30	153	5332	35.31	6
Randal Godfrey	250	33	102*	5234	24.12	1
John Cardis	172	32	170	5098	36.41	6
Ben Hick	225	23	174	5025	24.88	6
Denis Courtenay	180	24	136	4989	31.98	4
James Parslow	150	26	218*	4926	39.73	5
Kevin Barry	242	34	105	4838	23.26	1
John Lambarth	301	52	130	4775	19.18	3
Victor Davies	211	24	152	4716	25.22	4
Colin Hill	164	23	116	4459	31.62	3

Wayne Crosland	217	32	112	4427	23.93	3
Lyall Lainchbury	235	81	99	4372	28.39	0
Russell Hewage	223	15	137	4370	21.01	3
Kiran Mehta	252	32	107	4332	19.69	2
John Vujnovich	208	26	128	4255	23.38	4
Colin Adams	214	34	102	4202	23.34	1
James Nolen	241	44	126	4102	20.82	2
Bruce Burgess	226	27	103	4006	20.13	1
Craig Williams	152	21	140	4000	30.53	9
Duane Perrott	120	19	165	3900	38.61	3
Graham Norman	196	32	112	3862	23.55	4
Rohann da Silva	160	15	155*	3855	26.59	7
John Reid	139	32	170	3844	35.93	4
Martin Guphill	126	20	179	3823	36.07	6
Colin Wood	206	22	108	3784	20.57	2
Danny Adams	210	40	93	3722	21.89	0
Ben Guphill	200	21	126*	3657	20.43	4
Tim Regan	235	24	109	3655	17.32	1
Chris Fawkner	272	52	123	3621	16.46	1
Gary Rudolph	146	22	97	3597	29.01	0
Mark Elliott	198	37	87	3595	22.33	0
Sean Solia	167	45	126	3587	29.40	2
Paul Renwick	166	21	126	3456	23.83	2
Scott Warren	177	29	137	3435	23.21	2
Derek Burgess	92	19	102*	3345	45.82	5
Peter Webb	131	24	177	3339	31.21	4
Alan Panther	194	16	94	3337	18.75	0
Paul Blake	135	12	113*	3301	26.84	4
Graham Ford	177	19	131	3267	20.68	1
George Hanham	157	18	130	3202	23.04	1
Michael Pickin	184	19	137*	3202	19.41	1
Bruce Pamatatau	189	31	110	3161	20.01	1
Mike Oliff	132	7	105	3109	24.87	1
David Windler	141	19	138	3060	25.08	3
Bruce Elliott	136	17	149	3056	25.68	2
Jayesh Patel	178	41	103	3020	22.04	1
Amit Wadhera	100	5	115	3002	31.60	1
Brett Mathers	127	15	127	2990	26.70	2
Warren Carr	131	19	104	2984	26.64	1
Christian Pouesi	126	21	96	2966	28.25	0
Kelvin Gatland	124	15	108	2921	26.80	3
Stefan Vujcich	136	16	108	2912	24.27	1
Michael Bates	150	50	122	2909	29.09	2
Chris Wood	119	17	159	2888	28.31	3
Jonathon Woodhead	174	19	83	2836	18.30	0
Max Montgomery	110	17	114	2833	30.46	3
John Bell	237	39	122	2813	14.21	1

Douglas Blake	107	8	140*	2796	28.24	3
Paul Vujnovich	143	11	104	2727	20.66	1
Neil Howard	110	34	144	2722	35.82	7
Ben Mayson	148	25	112	2700	21.95	3
David Gray	161	27	133	2669	19.92	2
Bill Devereaux	187	52	119	2665	19.74	1
Stu Gillespie	130	24	133	2651	25.01	3
Gordon Armstrong	108	10	103*	2645	26.99	2
Nathan Tyler	135	14	102	2631	21.74	2
Raj Ranchod	104	19	119	2622	30.85	4
Darren Eckford	205	53	117	2594	17.07	2
Steven Flatman	112	20	113	2551	27.73	1
Ross Williams	164	9	118	2529	16.32	2
Chris Hick	153	20	88*	2525	18.98	0
Dale Davenport	119	22	102	2495	25.72	1
Lee Williamson	153	11	80	2459	17.32	0
Chris Upton	139	10	136*	2458	19.05	1
Gavin Pickin	84	6	131	2455	31.47	5
Raj Majithia	74	8	140	2454	37.18	7
Kanwal Sandhu	130	5	96	2432	19.46	0
Mayur Chauhan	85	9	136	2427	31.93	3
Sachin Variath	87	8	109	2407	30.47	2
Marc Wells	160	19	72	2407	17.07	0
James Simmons	127	17	115*	2406	21.87	2
Steve Ciprian	102	12	112	2356	26.18	3
Richard Brazendale	128	13	109	2352	20.45	1
Andrew Wheaton	112	9	100	2337	22.69	1
Ian McCarthy	97	16	91	2334	28.81	0
Mitchell Murray	101	17	128	2327	27.70	3
Ron Reid	111	32	100	2319	29.35	1
Phil Gard	77	6	122	2311	32.55	2
Sean Tremayne	170	13	91	2307	14.69	0
Stu Guptill	146	30	123	2305	19.87	2
David Bade	95	5	102*	2302	25.58	1
Anthony Thompson	135	25	146	2296	20.87	2
Alan Dixon	94	6	105*	2292	26.05	3
Pat Tongakilo	133	22	79	2291	20.64	0
Cameron Fawkner	135	22	103	2286	20.23	1
Sineth Gunawardane	79	18	127	2254	36.95	2
Jim Renwick	106	10	104	2253	23.47	1
Kim Fong	104	12	114	2229	24.23	1
Jared Mansfield	103	7	124	2210	23.02	1
Dean Gomes	144	11	91	2206	16.59	0
Brad Chiplin	106	7	114	2192	22.14	2
Derek Scott	102	11	82	2171	23.86	0
Daniel Lyall	114	15	133	2170	21.92	2
William Good	127	25	125	2164	21.22	2

Gabriel Power	93	15	109	2121	27.19	3
Zorran Mendonsa	45	20	174	2115	84.60	4
Murray Saunders	98	20	147	2113	27.09	1
Albert d'Souza	114	17	88	2096	21.61	0
Tony Woodgate	107	20	86	2091	24.03	0
Darren Lewis	75	6	107*	2052	29.74	2
Prakash Patel	74	7	104	2041	30.46	2
Gareth Cameron	114	14	73	2028	20.28	0
Gareth Jacobs	91	4	127	2017	23.18	2

Bowling - Over 100 Wickets

NAME	OVERS	MAIDENS	RUNS	WICKETS	AVE
Ian Donnelly	4280	1366	10760	736	14.62
Chris Fawkner	3313	602	10231	495	20.67
Darren Eckford	3069	580	9794	486	20.15
John Bell	2931	803	7720	482	16.02
Paul Renwick	1539	306	5200	422	12.32
Lyall Lainchbury	2039	480	6469	419	15.44
Bill Devereaux	2545	444	8307	418	19.87
Mark Posa	3084	775	8860	405	21.88
Wayne Mead	1761	134	8471	368	23.02
Tyler Balogh	1885	306	4053	356	11.38
James Nolen	2766	260	6282	353	18.49
Richard Benseman	1844	209	7456	352	21.18
Josh Presland	2278	281	7568	339	22.32
Richard Matthews	1668	308	5669	326	17.39
David Gray	1947	378	7113	324	21.95
Paul Braikovich	1993	390	6562	300	21.87
Stu Gillespie	1630	427	4220	299	14.11
Mark Devereaux	1833	370	5966	295	20.22
Stuart Guptill	1777	409	5237	294	17.81
Michael Bates	1534	279	4230	293	14.44
Heine Kohlase	1654	338	4876	288	16.93
Victor Davies	2091	295	5100	283	18.02
Barry Rollinson	1155	191	4307	280	15.38
Dunu Eliaba	1485	294	4456	272	16.38
John Lambarth	1338	135	5784	262	22.08
Gavin Murray	1608	232	6356	258	24.64
Jonty Woodhead	1212	138	4963	258	19.24
Cameron Fawkner	1558	387	4268	257	16.61
William Burrows	1327	231	4603	255	18.05
Hedley Howarth	1094	216	3355	254	13.21
Stan Dell	1208	135	5300	247	21.46
John Hannay	1588	36	6835	242	28.24
Leo Corbett	1205	160	5352	241	22.21
Michael Barry	1934	194	4812	237	20.30

Sean Solia	1603	217	4781	233	20.52
Ian McLisky	809	10	2820	225	12.53
John Vujnovich	1435	283	4578	222	20.62
Danny Adams	1408	224	5090	219	23.24
Wayne Palmer	1201	299	3297	219	15.05
Michael Stephens	1423	301	4198	218	19.26
Troy Holland	878	88	3524	215	16.39
Raajieve Sharma	1150	30	3905	209	18.68
Luke Devereaux	1897	230	3136	208	15.08
Brian Tuthill	748	134	2513	205	12.26
Dane Watson	2564	183	4860	202	24.06
Michael Trembath	1111	201	3631	201	18.06
Ajaz Patel	1284	247	4305	199	21.63
Kiran Mehta	1093	157	4042	195	20.73
Fawad Ahadi	1044	188	3407	190	17.93
Chris Lee	1006	193	3188	187	17.05
Anthony Simmons	1113	199	3575	185	19.32
Thomas Waworis	1186	127	3274	184	17.79
Graeme Burnand	775	30	4252	175	24.30
Anas Patel	1231	156	3257	174	18.72
Steve Cotton	1179	162	4380	172	25.47
Christian Pouesi	767	81	3186	172	18.52
Nick Llewellen	856	121	2937	171	17.18
Marc Wells	1003	61	3396	166	20.46
Bruce Burgess	630	76	2654	165	16.08
Nathan Bell	839	222	2084	162	12.86
Randall Godfrey	760	60	3722	160	23.26
Daniel Simmons	996	123	2710	160	16.94
Sam Cook	1251	94	2126	159	13.37
Jon Bridge	486	26	1998	157	12.73
Stacy Hyndman	1143	233	3692	156	23.67
Mark Bowyer	1012	218	3172	155	20.46
Jeet Raval	861	119	3012	153	19.69
Ben Mayson	651	71	2487	152	16.36
Sam Devereaux	1647	93	2758	149	18.51
Lloyd White	642	48	3045	147	20.71
Steve Corlett	636	77	2316	146	15.86
Bruce Pamatatau	837	190	2359	145	16.27
Mayur Chauhan	605	111	1831	145	12.63
Peter Oxley	986	250	3437	141	24.38
Craig Dyason	588	27	2949	141	20.91
Amit Wadhera	929	28	3020	139	21.73
Carlin Anderson	694	125	2455	139	17.66
Gary Rudolph	785	125	2777	127	21.87
Dhivian Govinder	654	84	2226	126	17.67
Mark Elliott	669	98	2450	125	19.60
Colin Hill	534	56	2118	120	17.65

Lee Clough	608	80	2480	118	21.02
Vince Middleton	853	206	2317	118	19.64
Tarun Nethula	718	121	2602	117	22.24
Colin Wood	764	155	2591	116	22.34
Tim Helg	476	27	2426	115	21.10
Riki Eriksen	583	78	2295	113	20.31
Harry Hanham	639	115	2017	113	17.85
Graham Norman	457	93	1465	113	12.96
Gordon Armstrong	711	42	3181	112	28.40
Dale Davenport	666	176	1967	112	17.56
Tama Canning	656	119	1761	109	16.16
Harshal Vyas	611	100	2168	108	20.07
Brooke Lishman	442	0	1747	108	16.18
Vinod Bhaga	505	35	2202	107	20.58
Ovick Somad	430	45	1467	107	13.71
Kanwal Sandhu	653	54	2046	106	19.30
Abdullah Syed	563	109	1819	106	17.16
Chanel Vito	439	73	1431	106	13.50
David Bade	757	71	1981	105	18.87
Simon Lavery	587	84	2490	103	24.17
Amandeep Chandi	704	68	1948	101	19.29
Phil Lewis	534	93	1908	100	19.08

FIELDSMEN (OVER 80 CATCHES)	
NAME	CATCHES
Andrew Eade	156
Bob Southgate	143
Phil Tierney	119
Randall Godfrey	118
Ben Guptill	117
John Reid	115
Clinton Ryder	113
Colin Adams	107
Michael Pickin	105
Chris Fawcner	104
Michael Barry	121
Tim Regan	102
Jeet Raval	102
Alan Panther	91
Benjamin Hick	89
John Cardis	86
Lyall Lainchbury	85
John Worrall	85
John Lambarth	83
James Nolen	83
Michael Simmons	82

WICKET KEEPERS (OVER 60 DISMISSALS)	
NAME	CATCHES / STUMPINGS
Reece Young	407(314ct/93st)
Graeme Crooks	379(314/65)
J. Bassett-Graham	348 (306/42)
Peter Guptill	250 (236/14)
Neil Howard	179 (142/37)
Michael Bennett	150 (120/30)
Lee Williamson	138 (109/29)
Dion Rowntree	134 (103/31)
John Reid	130 (115/15)
Kevin Barry	123 (115/8)
Alan Dixon	117 (78/39)
Tim Harris	99 (78/21)
Alan Panther	94 (93/1)
Scott Warren	92 (83/9)
Mike Olliff	84 (77/7)
William Good	81 (75/6)
John Lambarth	77 (76/1)
Mark Elliott	68 (64/4)
Denis Courtenay	65 (60/5)

RECORD SEASON AGGREGATES							
BATTING (Over 700 runs in a season)				BOWLING (Over 50 wickets in a season)			
NAME	RUNS	SEASON		NAME	WICKETS	SEASON	
Daniel West	1350	14/15		Ian Donnelly	72	80/81	
Neil Howard	1280	94/95		Ian Donnelly	66	81/82	
Michael Barry	1084	19/20		Brian Stockwell	64	75/76	
James Parslow	1032	17/18		Barry Rollinson	64	73/74	
James Parslow	992	08/09		Darren Eckford	63	13/14	
Michael Barry	986	09/10		Michael Stephens	63	91/92	
Michael Barry	945	13/14		Paul Renwick	63	77/78	
Lance Newman	928	14/15		Brian Stockwell	63	73/74	
Raj Majithia	920	17/18		Hedley Howarth	61	72/73	
Finn Allen	902	19/20		Lance Treymanyne	60	84/85	
Michael Barry	876	18/19		Hedley Howarth	60	73/74	
Aiveni Taakimoeaka	869	98/99		Wayne Kneebone	60	73/74	
Ross Atkinson	862	94/95		Ian Donnelly	60	84/85	
Luke Dudman	846	14/15		Chris Fawcner	59	97/98	
Victor Davies	842	11/12		Glen Read	57	06/07	
Peter Guptill	841	89/90		Richard Matthews	55	77/78	
Mark Posa	839	94/95		Ian Donnelly	55	82/83	
Murray Stabler	838	89/90		Tyler Balogh	55	2012/13	
James Parslow	832	09/10		Lance Treymanyne	53	76/77	
Reece Young	814	13/14		Ian Donnelly	52	87/88	
John Cardis	810	94/95		Darren Eckford	51	2011/12	
Michael Simmons	794	93/94		Stu Gillespie	51	78/79	
Raj Majithia	791	19/20		Steve Cotton	51	95/96	
Max Montgomery	782	11/12		Michael Stephens	51	89/90	
Steve Ciprian	778	94/95		Barry Rollinson	51	74/75	
Mark Posa	773	91/92		Darren Eckford	50	09/10	
Phillip Keane	769	12/13		Brian Tutihill	50	75/76	
Peter Guptill	764	90/91		Steve Callow	50	94/95	
Bruce Elliot	758	89/90		Cameron Fawcner	50	98/99	
Raj Ranchod	757	95/96					
Paul Blake	756	03/04					
Jeet Raval	751	08/09					
Ben Hick	749	09/10					
Tristan Payle	748	19/20					
Graeme Crooks	744	03/04					
Mark Posa	737	92/93					
Craig Williams	719	93/94					
J. Bassett-Graham	710	13/14					

TOP ALLTIME PERFORMANCES					
BATTING			BOWLING		
NAME	RUNS	TEAM	NAME	WICKETS	TEAM
J.Parslow	218*	Premiers	N. Llewellyn	10 for 16	Senior A
N. Raninga	215*	Senior C1	I. Donnelly	10 for 99	Premiers
B. Barnes	210	One Day 5	J. Stevens	9 for 19	Fifth Grade
J. Raval	203*	Premiers	B. Burgess	9 for 21	Fourth Grade
D. Blake	202	Senior C Blue	D. Eckford	9 for 32	Premiers
L. Robertson	201	5th Grade Spartans	G. Tennett	9 for 39	1A Grade
A. Plank	200	One Day 6	T. Balogh	9 for 40	Senior C1 Red
D. West	197	Senior B2	C. Boyland	9 for 43	Fifth Grade
G. Toor	197	Senior B2	C. Fawkner	9 for 55	Premiers
B. Williams	196	Senior B4	T. Holland	9 for 66	Senior C Blue
D. West	195*	Senior B2	S. Stevens	9 for 81	Premiers
M. Simmons	191	Second Grade			
D. West	188*	Senior B2			
M. Montgomery	184	Reserves			
M. Wyatt	181	Reserves			
R. Sefuiva	179*	Under 18 A Grade			
M. Guptill	179	First Grade			
M. Barry	178	Premiers			
P. Webb	177 *	Premiers			
N.S. Uwais	177	One Day 2A			
R. Young	176	Premiers			
A. Thornber	176	One Day 3A			
H.Menon	175*	One Day 3A			
G. Crooks	175*	Presidents			
D. Perett	175	One Day 1B			

RECORD PARTNERSHIPS					
WICKET	RUNS	NAMES	SEASON	AGAINST	
1 st	318	J.Parslow / H.Vyas	2010-2011	Year 9/10 Pemiers vs Parnell	
2 nd	284	M. Barry / B. Rowland	2009-2010	Premiers vs Waitakere	
3 rd	233	N. Howard / S. Ciprian	1994-1995	One Day 4 vs Waitakere	
	233	T. Nethula / M. Trembath	1999-2000	U 17 Premier White vs Pap	
4 th	240	T.Rose / B.Lishman	2006-2007	One Day 3A vs Grafton	
5 th	182	J. Bassett-Graham / V. Davies	2011-2012	Premiers vs Howick Pakuranga	
6 th	152	B. Elliott / D. Davenport	1991-1992	Premiers vs Eden-Roskill	
7 th	215	J. Mason / J. Williams	1992-1993	U14 ½ Season vs Birk	
8 th	109	J. Neesham / J. Nolen	2008-2009	Premiers vs Grafton	
9 th	118	M. Simmons / E. Molesworth	1992-1993	Senior A vs Birkenhead	
10 th	143*	S. Cunis / J. Woodhead	2000-2001	One Day 4 vs University	

REPRESENTATIVE HONOURS

The following list of distinguished players have gained representative honours while playing for Suburbs (1946-72) or Suburbs New Lynn (1972 onwards). As a club we are extremely proud of their outstanding achievements!

NEW ZEALAND REPRESENTATIVES

1950-51	Verdun Scott
1955-56	Don Taylor
1958-59	Ken Hough
1969-77	Hedley Howarth
1978-86	John Reid
1979-80	Peter Webb
1985-86	Stuart Gillespie
2003-05	Tama Canning
2008-	Martin Guptill
2009-11	Daryl Tuffey
2010-12	Reece Young
2011-12	Michael Bates
2012-	Jimmy Neesham
2016-	Jeet Raval
2018-	Ajaz Patel
2020-	Kyle Jamieson

AUCKLAND REPRESENTATIVES

1946-51	Len Partridge	1948-50	Joe Hardstaff
1949-50	Max Lewis	1950-51	Verdun Scott
1953-59	Selwyn Belsham	1953-54	Randal Carrington
1953-61	Don Taylor	1957-60	Ken Hough
1959-63	Bruce Norman	1960-70	John Kemp
1962-63	John Turnbull	1963-78	Hedley Howarth
1967-68	Don Hill	1972-74	Geoffrey Howarth
1974-76	Richard Mathews	1975-86	John Reid
1976-82	Peter Webb	1980-83	John Ackland
1981-82	Ian Donnelly	1985-87	Stuart Gillespie
1985-88	Derek Scott	1990-91	Michael Stephens
1995-96	Mark Posa	1995-96	Chris Lee
1997-98	Richard Scragg	1999-2006	Tama Canning
1999-13	Reece Young	2003-16	Michael Bates
2005-07	Tim Lythe	2005 -	Martin Guptill
2007-12	Daryl Tuffey	2008-	Jeet Raval
2009-10	J Bassett-Graham	2009-	Jimmy Neesham
2012-	Michael Barry	2016-	Sean Solia
2018-	Raj Majithia	2020-	Finn Allen
2020-	Ben Lister	2020-	Kyle Jamieson

PART FIVE

FINANCIAL STATEMENTS

Treasurer's Report 2020

Introduction

After a strong financial year in 2019, It was always going to be a challenge to match the \$56k profit of that year. It was determined by the committee to take advantage of the stronger financial position to invest money particularly in playing equipment, so the high profit level of the previous year was not expected.

The 2020 financial year proved to be interesting to say the least with the impact of Covid-19 curtailing the season and impacting on both revenue and expenses. A profit of \$33k has been recorded for the past financial year.

Revenue

Overall revenue increased slightly from last financial year with Membership Fees, ACA Grants and Community Grants continuing to make up the bulk of the club's revenue (82%). Given that some fees were not collected and that the club missed out on activities and events which typically raise additional funds, such as the Cricketer of the Year Dinner, the overall result is very pleasing. Total revenue was \$269,647, up from \$266,714 on the previous year, a 1% increase.

Of note with the revenue source Bar takings were down 8k, not unexpected given the curtailing of the season. The cricket of the year dinner and senior prize cancellations impacted on donations (down \$5k) as well as bar takings. The other noticeable revenue source that was reduced were the player development fees due in part to a new arrangement with how these are charged out to the users of this service.

Sponsorship was up \$1.5k. In particular, the club would like to acknowledge the contributions of the following organisations:

- Cricket Express
- Cook Morris Quinn
- Little India
- Glover Real Estate

Community Grants

Community Grants to the club were \$69,517, up \$13,236 (26%) on the previous year. This funding stream has the biggest positive impact on the club's financial performance. The community grants are used to subsidise operating expenses, such as cricket ball spend, club manager fees and coaching throughout the season. This year we received funding from sources that had not previously provided support while some other sources were unavailable to the club this year.

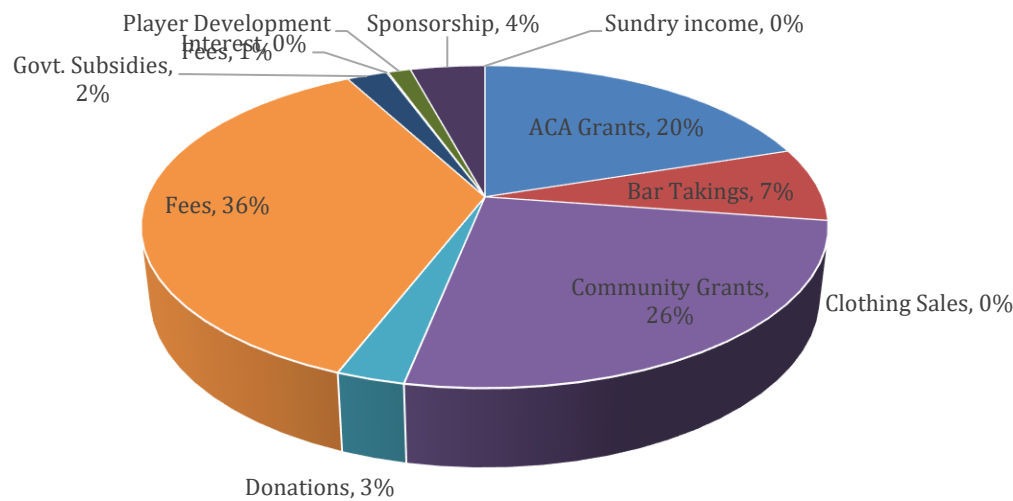
The club would like to acknowledge the support and community grants received from:

- NZCT
- Grassroots
- Trusts Community Foundation
- The Racing Board
- Trillion Trust
- Sport Waitakere
- Dragon Community Trust

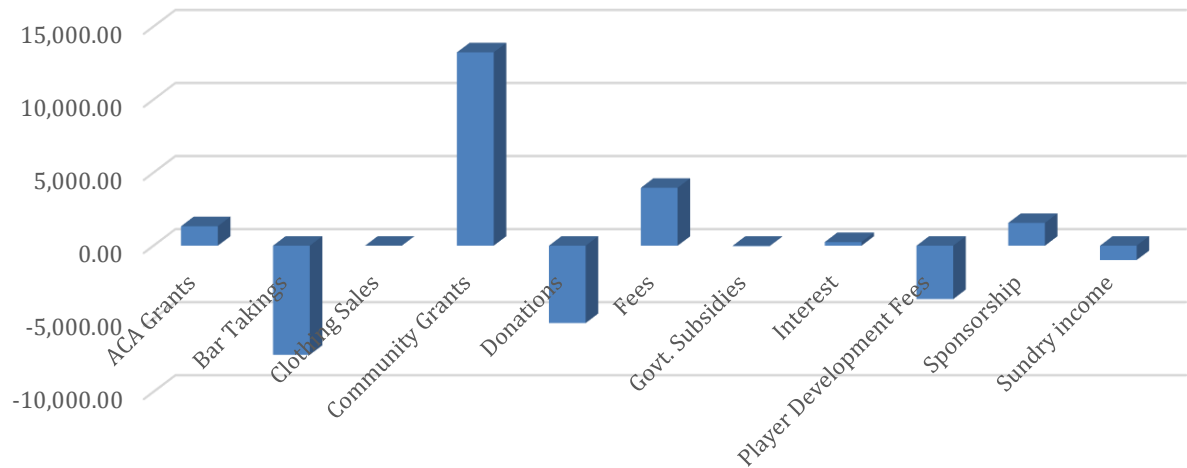
Membership Fees

4% of the increase in revenue experienced in the Year Ending April 2020 came as a result of an increase in Membership Fee funding growing from \$93,949 to \$97,913. We continued this year with Friendly Manager, a player management CRM tool which makes it easier to invoice players and track outstanding fees.

Revenue Sources 2020



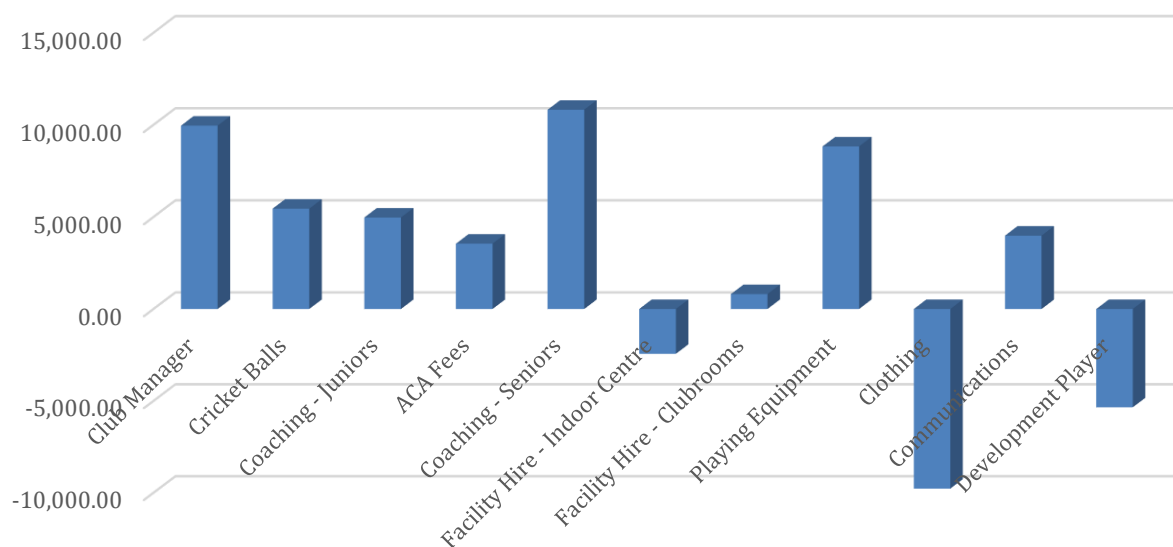
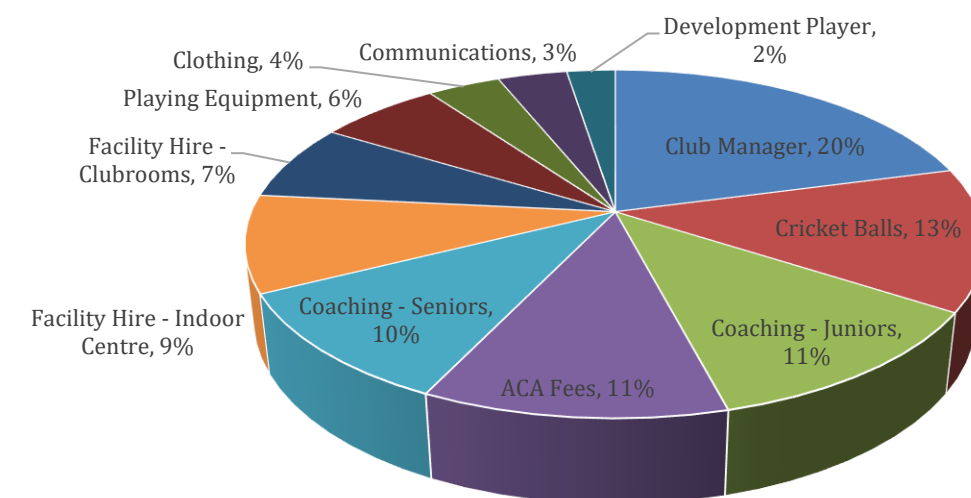
Revenue change from previous year



Cost of Sales & Expenses

Total expenses increased \$10,647 (5%). The club has a number of fairly substantial expense items that can fluctuate from year to year. Club manager salary, coaching, cricket balls, ACA affiliation fees and indoor centre hireage were the club's largest expenses in 2020.

2020 expense contribution:



Key expense changes are outlined below:

- **Club Manager** (up \$9,954): a considerable increase here as the hours of the role were increased to 35 per week making this a full-time position. This was reflected in an increase in responsibilities to match the increase in hours.
- **Cricket Balls** (up \$5,451): this reflects an increase in playing teams and the increase in community grants directed at the provision of cricket balls. This year the club have a healthy stock of balls, assisted by the curtailing of the playing season.
- **Coaching** (up \$15,790): there has been considerable investment into coaching this year, resulting in a large increase in coaching, particular senior coaching (\$10,820 increase) with services extended to a number of times that have previously had little coaching support. The curtailing of the season meant that some coaching was also curtailed, saving the club approx. \$4000
- **Playing equipment** (up \$8827): considerable increase made to provide for additional teams and to upgrade playing equipment, much of which had had little attention in recent years. The financial success of the previous year offered the club a basis to invest in new equipment across a range of team equipment.
- **Communications** (up \$3987): the club invested heavily in communications with the live streaming of games at Ken Maunder Park added (My Action Replay) including a \$500 set up, full use of Friendly Manager as well as signage and flyers to promote the club to schools and the wider public.
- **Clothing** (down \$9,774): With the large spend on clothing last year and the move to junior shirts now purchased direct by the member from the supplier greatly reduced the spend in this area for 2020 financial year.
- **Development Player** (down \$5,347): The change in how the player development is charged has seen a reduction in the costs here, reflected also in the reduction in revenue in this area.

Closing remarks

A great result for 2020, continuing to build on the very strong result of 2019. Covid-19 had both positive and negative impacts on the club finances and flow on effects are expected to be felt in 2021. The improving financial position of the club has seen the creation of a Reserve Fund on term deposit ensuring long term financial stability without compromising the operating ability of the club from a financial perspective. While next season holds many unknowns, the club has performed very well in 2020.

Chris Wood

Treasurer

Profit and Loss

Suburbs New Lynn Cricket Club Inc For the 12 months ended 30 April 2020

	Apr-20	Apr-19
Income		
ACA Grants	53,824	52,488
Bar Takings	19,952	27,413
Community Grants	69,517	56,281
Donations	7,330	12,619
Fees	97,914	93,950
Govt. Subsidies	6,113	6,145
Interest	261	9
Player Development Fees	3,435	7,087
Sponsorship	11,302	9,740
Sundry income	-	982
Total Income	269,647	266,714
Less Cost of Sales		
Bar Expenses	1,057	403
Bar Purchases - Food and Drink	10,400	13,740
Total Cost of Sales	11,457	14,143
Gross Profit	258,190	252,571
Less Operating Expenses		
ACA Fees	23,977	20,425
Bank Fees	922	775
Clothing	8,148	17,923
Club Manager	44,572	34,617
Coaching - Juniors	25,200	20,230
Coaching - Seniors	22,320	11,500
Communications	7,719	3,731
Cricket Balls	28,269	22,818
Cricketer of the year dinner	36	195
Depreciation	1,374	1,200
Development Player	5,400	10,748
Facility Hire - Clubrooms	15,160	14,350
Facility Hire - Indoor Centre	19,226	21,665
General expenses	3,271	2,290
Junior Events	-	1,678
Playing Equipment	13,590	4,763
Prizegiving	344	1,892
R & M - Other	1,643	1,677
TV - Instal & Rental Sky	2,667	1,637
Umpire Lunches	555	1,245
WDSCA Registration Fees	991	922
Total Operating Expenses	225,385	196,280
Net Profit	32,805	56,291

Notes

This statement is to be read in conjunction with the Notes to the Financial Statements and the accompanying Compilation Report.

Movements in Equity

Suburbs New Lynn Cricket Club Inc As at 30 April 2020

	30 Apr 2020	30 Apr 2019
Equity		
Opening Balance	132,993	76,703
Current Year Earnings	32,805	56,291
Total Equity	165,799	132,993

Notes

This statement is to be read in conjunction with the Notes to the Financial Statements and the accompanying Compilation Report.

Balance Sheet

Suburbs New Lynn Cricket Club Inc As at 30 April 2020

	30 Apr 2020	30 Apr 2019
Assets		
Bank		
Cash - ASB - Cheque Account	47,998	62,574
Cash - ASB Savings	-	12,500
Commercial Term Deposit	50,000	-
Total Bank	97,998	75,074
Current Assets		
Accounts Receivable	3,860	2,819
Inventory	14,866	10,321
Total Current Assets	18,726	13,140
Fixed Assets		
Other Fixed Assets	34,519	33,703
less Accumulated Depreciation on Other Fixed Assets	(32,287)	(30,913)
Total Fixed Assets	2,232	2,790
Non-current Assets		
Loan to KMPCT	45,700	45,700
Total Non-current Assets	45,700	45,700
Total Assets	164,656	136,704
Liabilities		
Current Liabilities		
Accounts Payable	500	9,530
GST	(2,226)	(9,668)
PAYE/WT Payable	583	855
Wages Payable - Payroll	-	2,994
Total Current Liabilities	(1,143)	3,710
Total Liabilities	(1,143)	3,710
Net Assets	165,799	132,993
Equity		
Accum Funds and Reserves	324,370	324,370
Current Year Earnings	32,805	56,291
Members Equity	(191,377)	(247,667)
Total Equity	165,799	132,993

Notes to the Financial Statements

Suburbs New Lynn Cricket Club Inc For the year ended 30 April 2020

1. Statement of Accounting Policies

The financial statements presented here are for the entity Suburbs New Lynn Cricket Club Inc, a registered company under the Companies Act 1993.

Suburbs New Lynn Cricket Club Inc qualifies as an exempt company under the Financial Reporting Act 1993. These financial statements have been prepared in accordance with the Financial Reporting Act 1993 and the Financial Reporting Order 1994.

The accounting principles recognised as appropriate for the measurement and reporting of earnings and financial position on an historical cost basis have been used, with the exception of certain items for which specific accounting policies have been identified.

2. Changes in Accounting Policies

There have been no changes in Accounting Policies. All policies have been applied on bases consistent with those used in previous years.

3. Fixed Assets and Depreciation

All fixed assets are recorded at cost less accumulated depreciation.

Depreciation of the assets has been calculated at the maximum rates permitted by the Income Tax Act 2007.

The entity has the following asset classes:

4. Goods and Services Tax

These financial statements have been prepared on a GST exclusive basis with the exception of Accounts Receivable and Accounts Payable.

5. Income Tax

No Income Tax expense has been charged to the Profit and Loss Statement as the Club is an Incorporated Society.

6. Inventories

Inventories are recorded at the lower of cost and net realisable value.

7. Investments

Investments are carried at the lower of cost and net realisable value. Where in the Directors' opinion there has been a permanent reduction in the value of the investments this has been brought to account in the current period.

8. Leases

Finance Leases

Assets purchased or used pursuant to finance leases are included as fixed assets in the Statement of Financial Position and depreciated at maximum rates allowed by the Income Tax Act 2007. Finance leases, which effectively transfer to the lessee substantially all the risks and benefits incidental to ownership of the property, are capitalised at the present value of the minimum lease payments. A corresponding liability is also disclosed with lease payments being apportioned between the liability and interest payments.

Operating Lease

Operating leases are those which all the risks and benefits are substantially retained by the lessor. Lease payments are expensed in the periods the amounts are payable.

9. Accounts Receivable

Receivables are stated at their estimated realisable value. Bad debts are written off in the year in which they are identified.

10. Audit

These financial statements have been Audited.

11. Contingent Liabilities

At balance date contingent liabilities have been estimated at \$Nil.

12. Fixed Assets

The entity has the following fixed assets recorded:

Other Fixed Assets	2,232
At cost	34,519
Less Accumulated Depreciation	(32,287)
Total Fixed Assets	2,232

**AUDITORS REPORT TO THE READERS OF THE FINANCIAL STATEMENTS
OF THE SUBURBS NEW LYNN CRICKET CLUB INCORPORATED**

I have audited the financial statements set out on pages 42 to 44. The financial statements provide information about the past financial performance of the Club as at 30 April 2020.

Committee's Responsibilities.

The Committee is responsible for the preparation of the financial statements which give a true and fair view of the financial position of the Club as at 30 April 2020 and the results of operations for the twelve months ended 30 April 2020.

Auditors Responsibilities

It is my responsibility to express an independent opinion on the financial statements presented by the Committee and to report my opinion to you.

Basis of Opinion

An audit includes examining, on a test basis, evidence relevant to the amounts and disclosures in the financial statements. It also includes assessing:

- The significant estimates and judgements made by the Committee in the preparation of the financial reports and
- Whether the accounting policies are appropriate to the Club's circumstances, consistently applied and adequately disclosed.

I conducted my audit in accordance with generally accepted auditing standards in New Zealand. I planned and performed my audit so as to obtain all the information and explanations that I considered necessary. I obtained sufficient evidence to give reasonable assurance that the financial statements are free from material misstatements, whether caused by fraud or error. In forming my opinion I also evaluated the overall adequacy of the presentation of information in the financial statements. Other than in my capacity as auditor, I have no relationship with or interest in the Club.


Unqualified Opinion

I have obtained all the information and explanations I have required.

In my opinion:

- Proper accounting records have been kept by the Committee as far as appears from my examination of its records and
- The financial statements comply with generally accepted accounting practice.
- The financial statements give a true and fair view of the financial position of the Club as at 30 April 2020 and the results of its operations and cash flows for the twelve months ended on that date.

My audit was completed on 14 June 2020 and my unqualified opinion is expressed as at that date.



Ross Hick C.A., B.Com.
Accountant
Auckland

